

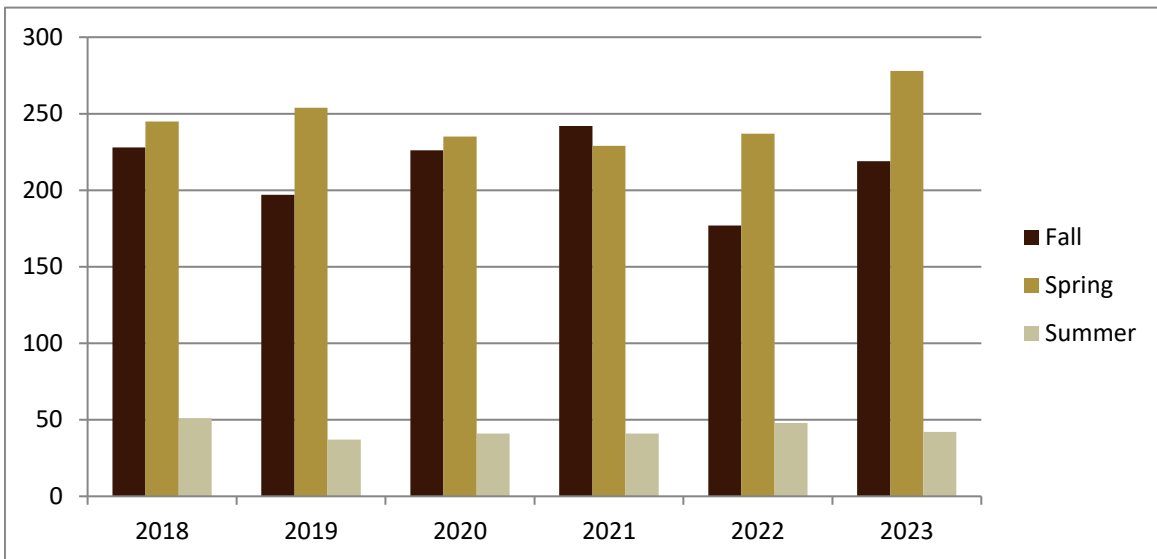
SMSU Music Program

Course Data

Academic Years 2018 to 2023



| Enrolled by Term | | | | | | |
|--------------------|------------|------------|------------|------------|------------|------------|
| | 2018 | 2019 | 2020 | 2021 | 2022 | 2023 |
| Fall | 228 | 197 | 226 | 242 | 177 | 219 |
| Spring | 245 | 254 | 235 | 229 | 237 | 278 |
| Summer | 51 | 37 | 41 | 41 | 48 | 42 |
| Grand Total | 524 | 488 | 502 | 512 | 462 | 539 |



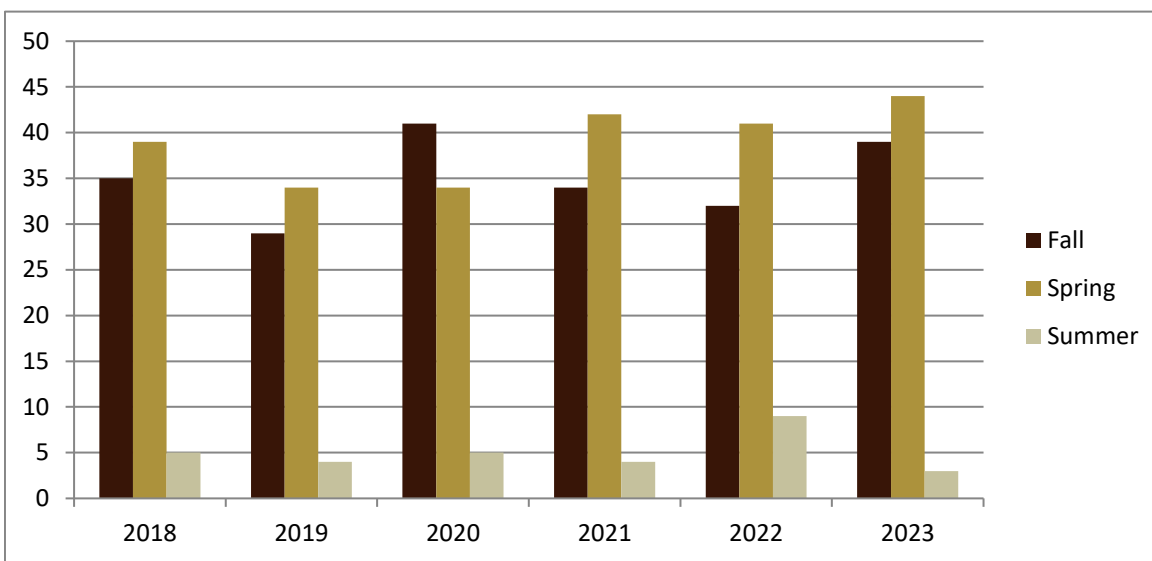
SMSU Music Program

Course Data

Academic Years 2018 to 2023



| Courses by Term | | | | | | |
|--------------------|-----------|-----------|-----------|-----------|-----------|-----------|
| | 2018 | 2019 | 2020 | 2021 | 2022 | 2023 |
| Fall | 35 | 29 | 41 | 34 | 32 | 39 |
| Spring | 39 | 34 | 34 | 42 | 41 | 44 |
| Summer | 5 | 4 | 5 | 4 | 9 | 3 |
| Grand Total | 79 | 67 | 80 | 80 | 82 | 86 |



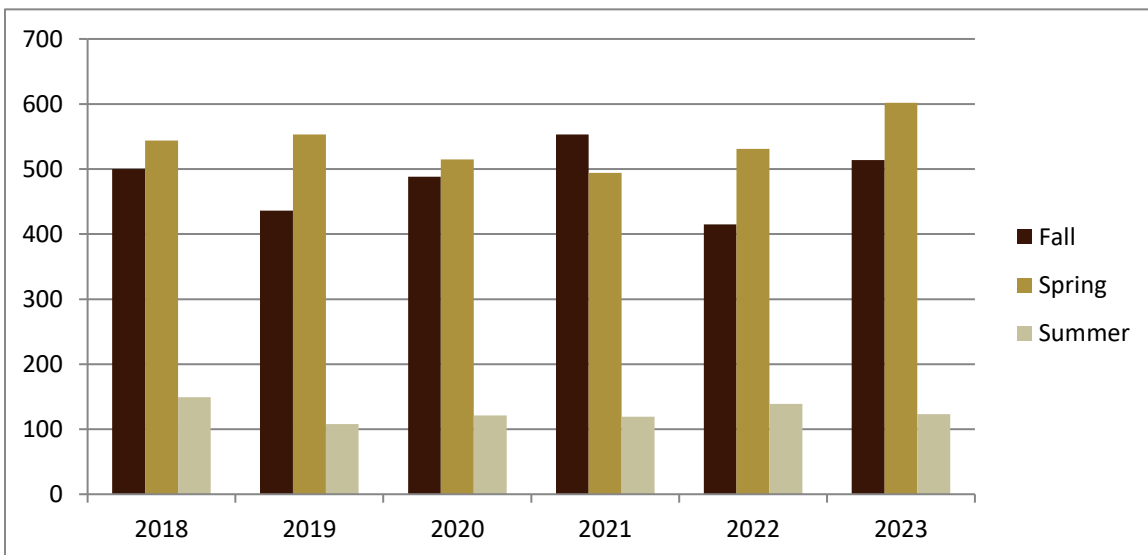
SMSU Music Program

Course Data

Academic Years 2018 to 2023



| Credit Hours by Term | | | | | | |
|----------------------|--------------|--------------|--------------|--------------|--------------|--------------|
| | 2018 | 2019 | 2020 | 2021 | 2022 | 2023 |
| Fall | 500 | 436 | 488 | 553 | 415 | 514 |
| Spring | 544 | 553 | 515 | 494 | 531 | 602 |
| Summer | 149 | 108 | 121 | 119 | 139 | 123 |
| Grand Total | 1,193 | 1,097 | 1,124 | 1,166 | 1,085 | 1,239 |



SMSU Music Program

Course Data

Academic Years 2018 to 2023



| Credit Hours by Level | | | | | | |
|-----------------------|--------------|--------------|--------------|--------------|--------------|--------------|
| | 2018 | 2019 | 2020 | 2021 | 2022 | 2023 |
| 1-Lower 1 | 915 | 778 | 772 | 775 | 797 | 819 |
| 2-Lower 2 | 57 | 73 | 112 | 118 | 75 | 90 |
| 3-Upper 3 | 183 | 226 | 204 | 255 | 187 | 304 |
| 4-Upper 4 | 38 | 20 | 36 | 18 | 26 | 26 |
| Grand Total | 1,193 | 1,097 | 1,124 | 1,166 | 1,085 | 1,239 |

